

Pooling/Title Transfer Tracking Tutorial

Overview: Kern River offers pooling/title tracking transfer service to any party with a valid pooling/title transfer tracking agreement number to utilize logical receipt and delivery pools as required by NAESB standard 1.2.3, which states: “Pooling is: 1) the aggregation of gas from multiple physical and/or logical points to a single physical or logical point, and/or 2) the dis-aggregation of gas from a single physical or logical point to multiple physical and/or logical points.” See Section 22 of the General Terms and Conditions of Kern River’s Gas Tariff.

What do I need to Pool on Kern River’s system?

Pooling Agreement

- Request a pooling/title transfer tracking agreement number via the Agreement Request feature under Customer Activities/Contracts. You must have first executed a Rapids II Access Agreement. No credit is currently required for pooling/title transfer tracking service.

Understand the use of interruptible (IT) and firm (FT) pools

- Kern River has two pool types: Interruptible (IT) and Firm (FT). Separate pools have been created based on customer requests to be able to determine whether the pool gas is Firm or Interruptible capacity.
- Four new delivery pools have been added for contracts with restricted direct connect provisions:

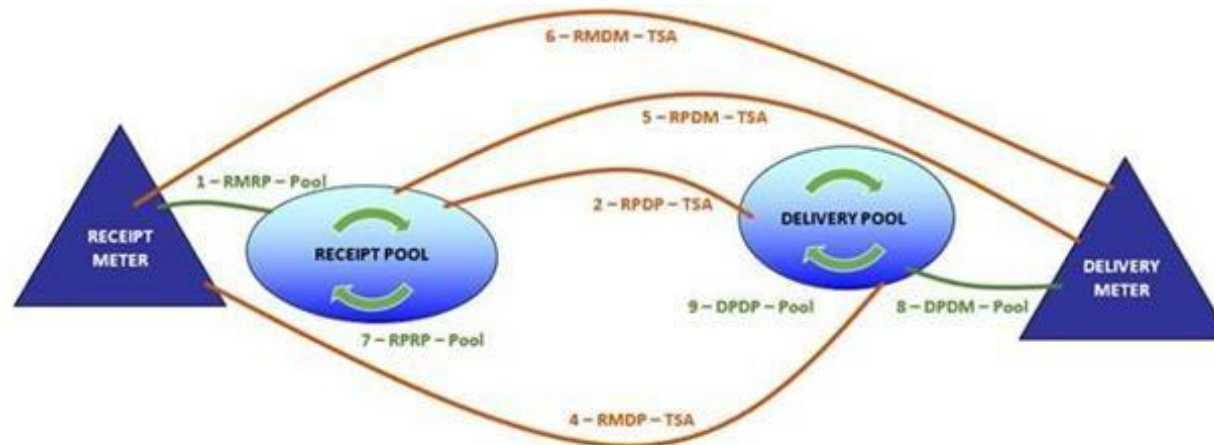
Meter #	Meter Name	Meters
024552	FT Nevada Special Use Pool	024002 – Apex 024013 – Pecos 024022 – Centennial 024012 – Lone Mountain 024016 – Blue Diamond
024652	IT Nevada Special Use Pool	024002 – Apex 024013 – Pecos 024022 – Centennial 024012 – Lone Mountain 024016 – Blue Diamond
024553	FT CAL/NEV Special Use Pool	024017 – Primm 024011 – Daggett PG&E 025024 – DagMoj Delivery
024653	IT CAL/NEV Special Use Pool	024017 – Primm 024011 – Daggett PG&E 025024 – DagMoj Delivery

Pooling/Title Transfer Tracking Tutorial

- Authorized Overrun (“AOV”) nominations on FT agreements have access to IT pools as AOV capacity is evaluated together with IT capacity.
- Transportation imbalance payback ‘PBK-type’ nominations or Park and Loan nominations are not allowed from/to any pool.

Understand the relationship between pooling/title transfer tracking and transportation agreements and how they are linked in the nomination process using the upstream and downstream contracts.

- Pooling/title transfer tracking agreement numbers are used to aggregate supply into associated receipt pools and disaggregate supply out of associated delivery pools.
- Transportation agreements must be used to transport out of the receipt pools and into the delivery pools.
- Pooling/title transfer tracking agreement numbers are used to nominate transfers within receipt pools and delivery pools.
- Fuel will NOT be charged to pooling/title transfer tracking agreement numbers.



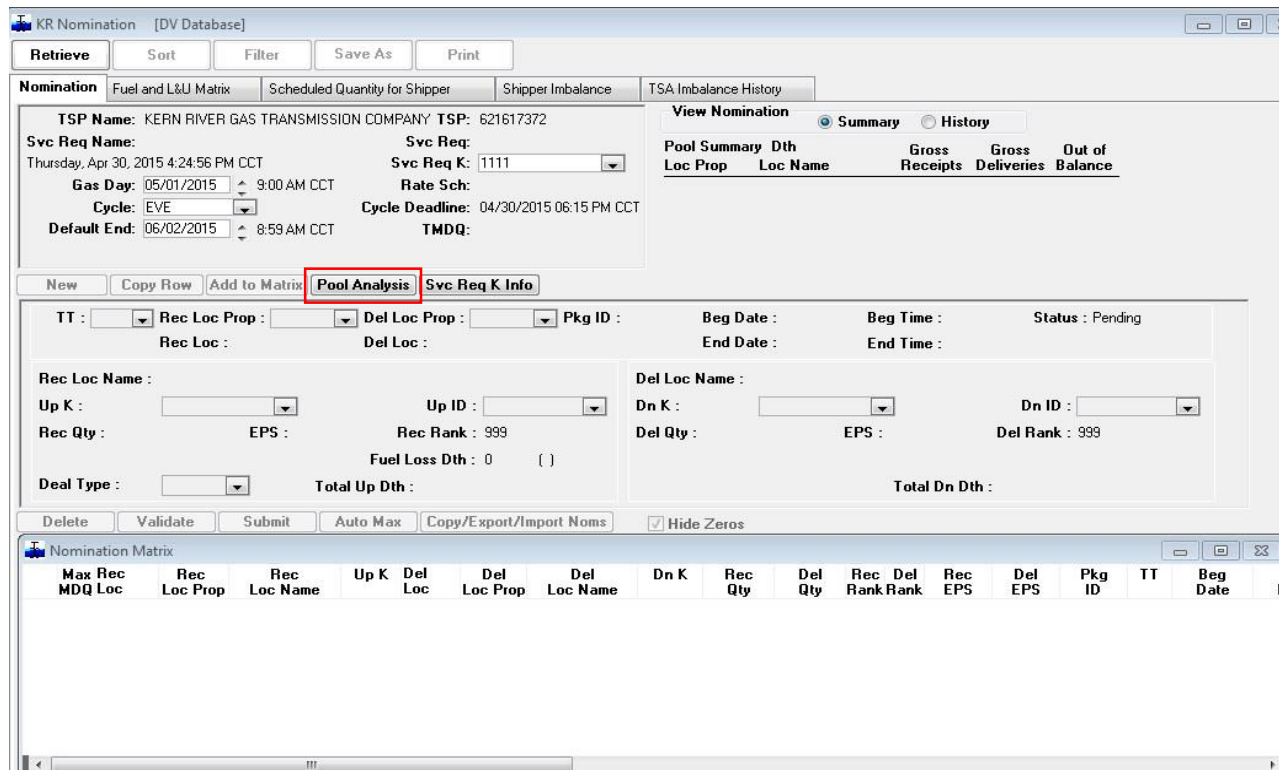
Type	Up K	Contract	Dwn K
1 – Receipt Meter to Receipt Pool (RMRP)	Various	Pool	Pool/TSA
2 – Receipt Pool to Delivery Pool (RPDP)	Pool	TSA	Pool/Various
3 – Delivery Pool to Delivery Meter (DPDM)	TSA/Pool	Pool	Various
4 – Receipt Meter to Delivery Pool (RMDP)	Various	TSA	Pool
5 – Receipt Pool to Delivery Meter (RPDM)	Pool	TSA	Various
6 – Receipt Meter to Delivery Meter (RMDM)	Various	TSA	Various
7 – Receipt Pool to Receipt Pool (RPRP)	Pool	Pool	TSA/Pool
8 – Delivery Pool to Delivery Meter (DPDM)	TSA/Pool	Pool	Various
9 – Delivery Pool to Delivery Pool (DPDP)	TSA/Pool	Pool	Pool/TSA

Pooling/Title Transfer Tracking Tutorial

- Understand how pools are balanced during the scheduling process.

Pooling/title transfer tracking agreement numbers are currently required to always be in balance (i.e., the scheduled receipt quantity must equal the scheduled delivery quantity. NOTE: Fuel and loss reimbursement is required/nominated on transportation service agreements; fuel and loss reimbursement are not required/nominated on pooling/title transfer tracking agreement numbers.) Kern River balances and rebalances pools as reductions are encountered throughout the scheduling process. Scheduling rules and priorities such as previously scheduled and elapsed-prorata quantity rules are observed when balancing pooling/title transfer tracking agreement numbers.

You can evaluate your pools for balancing BEFORE the nomination deadline by using the Pool Analysis feature in Rapids' Shipper Nomination window. Click the Pool Analysis button as indicated below.



KR Nomination [DV Database]

Retrieve Sort Filter Save As Print

Nomination Fuel and L&U Matrix Scheduled Quantity for Shipper Shipper Imbalance TSA Imbalance History

TSP Name: KERN RIVER GAS TRANSMISSION COMPANY TSP: 621617372

View Nomination Summary History

Pool Summary Dth
Loc Prop Loc Name Gross Receipts Gross Deliveries Out of Balance

Svc Req Name: Thursday, Apr 30, 2015 4:24:56 PM CCT Svc Req: 1111

Gas Day: 05/01/2015 9:00 AM CCT Rate Sch:

Cycle: EVE Cycle Deadline: 04/30/2015 06:15 PM CCT

Default End: 06/02/2015 8:59 AM CCT TMDQ:

New Copy Row Add to Matrix **Pool Analysis** Svc Req K Info

TT : Rec Loc Prop : Del Loc Prop : Pkg ID : Beg Date : Beg Time : Status : Pending
Rec Loc : Del Loc : End Date : End Time :

Rec Loc Name : Del Loc Name :
Up K : Up ID : Dn K : Dn ID :
Rec Qty : EPS : Rec Rank : 999 Del Qty : EPS : Del Rank : 999
Fuel Loss Dth : 0 ()
Deal Type : Total Up Dth : Total Dn Dth :

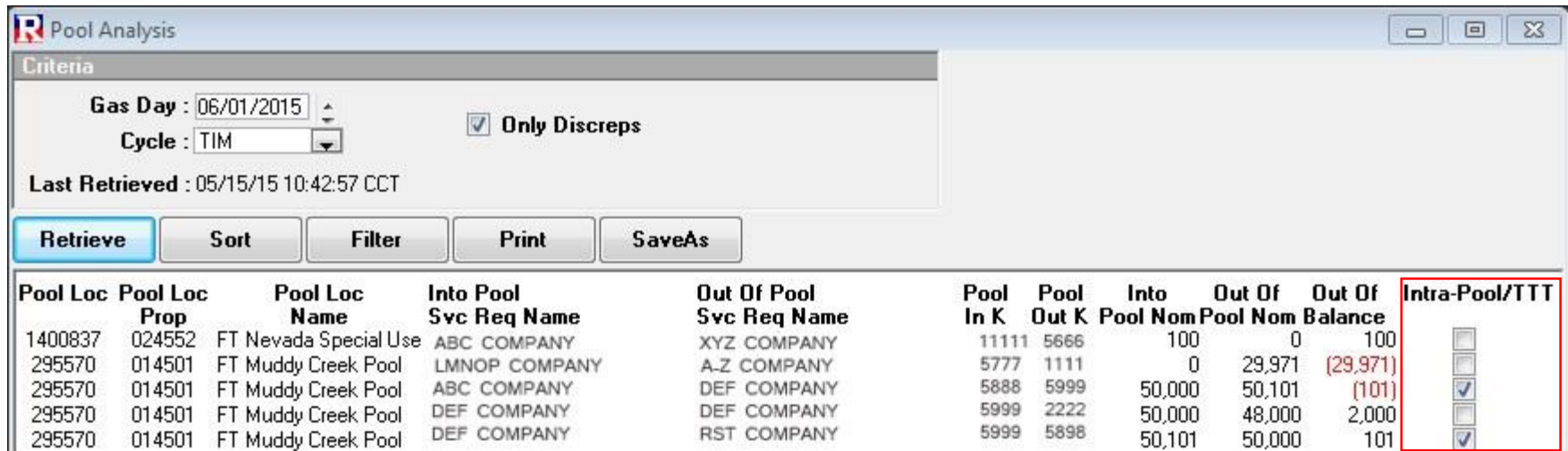
Delete Validate Submit Auto Max Copy/Export/Import Noms Hide Zeros

Nomination Matrix

Max Rec MDQ Loc	Rec Loc Prop	Rec Loc Name	Up K	Del Loc	Del Loc Prop	Del Loc Name	Dn K	Rec Qty	Del Qty	Rec Rank	Del Rank	Rec EPS	Del EPS	Pkg ID	TT	Beg Date	

Pooling/Title Transfer Tracking Tutorial

Select the applicable Gas Day and Cycle and check the Only Discreps checkbox to display only those pool/TTT nominations that are out of balance. A new Intra-Pool/TTT column in the Pool Analysis window indicates pooling/title transfer tracking agreement number to pooling/title transfer tracking agreement number transfer at a receipt or a delivery pool.



Criteria

Gas Day : 06/01/2015
 Cycle : TIM
 Only Discreps

Last Retrieved : 05/15/15 10:42:57 CCT

Retrieve Sort Filter Print SaveAs

Pool Loc	Pool Loc Prop	Pool Loc Name	Into Pool Svc Req Name	Out Of Pool Svc Req Name	Pool In K	Pool Out K	Into Pool Nom	Out Of Pool Nom	Out Of Balance	Intra-Pool/TTT
1400837	024552	FT Nevada Special Use	ABC COMPANY	XYZ COMPANY	11111	5666	100	0	100	<input type="checkbox"/>
295570	014501	FT Muddy Creek Pool	LMNOP COMPANY	A-Z COMPANY	5777	1111	0	29,971	(29,971)	<input type="checkbox"/>
295570	014501	FT Muddy Creek Pool	ABC COMPANY	DEF COMPANY	5888	5999	50,000	50,101	(101)	<input checked="" type="checkbox"/>
295570	014501	FT Muddy Creek Pool	DEF COMPANY	DEF COMPANY	5999	2222	50,000	48,000	2,000	<input type="checkbox"/>
295570	014501	FT Muddy Creek Pool	DEF COMPANY	RST COMPANY	5999	5898	50,101	50,000	101	<input checked="" type="checkbox"/>

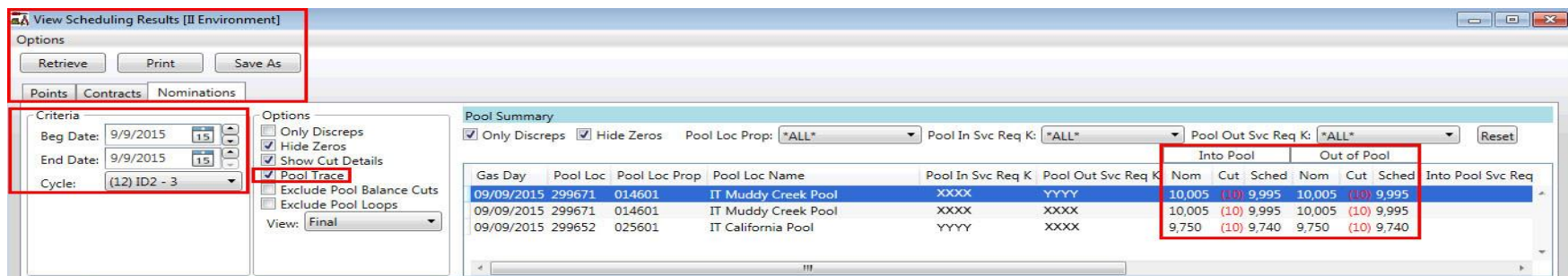
- Understand reduction reasons used in the Rapids II View Scheduling Results window to determine why your pool nominations were cut. A list of the Reduction Reasons are attached to this guide.

Results of the pool balancing process can be easily viewed by doing the following:

Select the View Scheduling Results application and the Nominations tab.

Retrieve the desired Beg Date and Cycle, and select the Pool Trace checkbox.

View summary of your transportation and pooling nominations (as applicable). The Summary window displays total quantities into and out of each of the pools used.



Options
Retrieve Print Save As

Points Contracts Nominations

Criteria
 Beg Date: 9/9/2015
 End Date: 9/9/2015
 Cycle: (12) ID2 - 3

Options
 Only Discreps
 Hide Zeros
 Show Cut Details
 Pool Trace
 Exclude Pool Balance Cuts
 Exclude Pool Loops
 View: Final

Pool Summary
 Only Discreps Hide Zeros
 Pool Loc Prop: *ALL* Pool In Svc Req K: *ALL* Pool Out Svc Req K: *ALL*

Gas Day	Pool Loc	Pool Loc Prop	Pool Loc Name	Pool In Svc Req K	Pool Out Svc Req K	Into Pool			Out of Pool			Into Pool Svc Req
						Nom	Cut	Sched	Nom	Cut	Sched	
09/09/2015	299671	014601	IT Muddy Creek Pool	XXXX	YYYY	10,005	(10)	9,995	10,005	(10)	9,995	
09/09/2015	299671	014601	IT Muddy Creek Pool	XXXX	XXXX	10,005	(10)	9,995	10,005	(10)	9,995	
09/09/2015	299652	025601	IT California Pool	YYYY	XXXX	9,750	(10)	9,740	9,750	(10)	9,740	

Pooling/Title Transfer Tracking Tutorial

View detail of your transportation and pooling/TTT nominations (as applicable). The Nominations window displays nomination detail. The Cut Detail window displays both NAESB and Kern Reduction Reasons for the highlighted nomination.

Nominations																			
Gas Day	Svc Req K	Rec Loc	Rec Loc Prop	Rec Loc Name	Up K	Del Loc	Del Loc Prop	Del Loc Name	Dn K	Rec Nom	Del Nom	Rec Cut	Del Cut	Rec Sched	Del Sched	RR	RR Prop	Tracer	
09/09/2015	XXXX	39298	014001	Opal - WFS	YYYY	295570	014501	FT Muddy Creek Pool	XXXX	14,803	14,803			14,803	14,803			17076	
09/09/2015	XXXX	39298	014001	Opal - WFS	YYYY	299671	014601	IT Muddy Creek Pool	XXXX	10,005	10,005	(10)	(10)	9,995	9,995	CBL	RPB-B	17076	
09/09/2015	XXXX	295570	014501	FT Muddy Creek Pool	Z333	295570	014501	FT Muddy Creek Pool	XXXX	30,534	30,534			30,534	30,534			17054	
09/09/2015	XXXX	295570	014501	FT Muddy Creek Pool	222G	295570	014501	FT Muddy Creek Pool	XXXX	25,929	25,929			25,929	25,929			17050	
09/09/2015	XXXX	299671	014601	IT Muddy Creek Pool	YYYY	299671	014601	IT Muddy Creek Pool	ITITIT	10,005	10,005	(10)	(10)	9,995	9,995	CBL	RPB-B	17076	
09/09/2015	XXXX	1400837	024552	FT Nevada Special Use Pool	YYYY	217804	024016	Blue Diamond - SW Gas	XXXX	2,000	2,000			2,000	2,000			17050	
										Totals:	472,804	471,209	(40)	(40)	472,764	471,169			

Cut Detail												
Cycle	Loc	Loc Prop	Loc Name	Rec Cut	Del Cut	RR	RR Name	RR Prop	RR Prop Name	Tracer ID	Cut Datetime	Cut Segment
ID2 - 2	299671	014601	IT Muddy Creek Pool	(10)	(10)	CBL	Contract Balancing	RPB-B	Pool Bal @ Rcpt Pool - Dnstrm Oper Cut	17076879	9/9/2015 7:25:13 PM	
				Totals:	(10)	(10)						

In the example above, the cut nomination produces a NAESB code of CBL Contract Balancing and a Kern River code of RPB-B Pool Bal @ Rcpt pool - Dnstrm Oper Cut description.

In the example below, the cut produces a NAESB and Kern River code of PRD Conf Party Reduction at Dlv Location description. Both cuts are identified as downstream cuts.

Nominations																			
Gas Day	Svc Req K	Rec Loc	Rec Loc Prop	Rec Loc Name	Up K	Del Loc	Del Loc Prop	Del Loc Name	Dn K	Rec Nom	Del Nom	Rec Cut	Del Cut	Rec Sched	Del Sched	RR	RR Prop	Tracer	
09/09/2015	XXXX	299651	025501	FT California Pool	YYYYY	299651	025501	FT California Pool	ZZZZ	10,000	10,000			10,000	10,000			17076	
09/09/2015	XXXX	299651	025501	FT California Pool	YYYYY	299651	025501	FT California Pool	ZZZZ	40,000	40,000			40,000	40,000			17076	
09/09/2015	XXXX	299651	025501	FT California Pool	YYYYY	299651	025501	FT California Pool	ZZZZ	10,000	10,000			10,000	10,000			17050	
09/09/2015	XXXX	299651	025501	FT California Pool	YYYYY	299651	025501	FT California Pool	ZZZZ	25,475	25,475			25,475	25,475			17050	
09/09/2015	XXXX	299652	025601	IT California Pool	YYYYY	80473	025011	Wheeler Ridge - SoCal Gas	ZZZZ	9,750	9,750	(10)	(10)	9,740	9,740	PRD	PRD	17076	
										Totals:	385,951	385,951	(30)	(30)	385,921	385,921			

Cut Detail													
Cycle	Loc	Loc Prop	Loc Name	Rec Cut	Del Cut	RR	RR Name	RR Prop	RR Prop Name	Tracer ID	Cut Datetime	Cut Segment	Source Loc
ID2 - 2	80473	025011	Wheeler Ridge - SoCal Gas	(10)	(10)	PRD	Conf Party Reduction at Dlv Location	PRD	Conf Party Reduction at Dlv Location	17076834	9/9/2015 7:25:13 PM		
				Totals:	(10)	(10)							

Pooling/Title Transfer Tracking Tutorial

Reduction Reason Codes			
NAESB RR	NAESB RR Name	RR Prop	RR Prop Name
013	No Corresponding Nom at Rcpt Location	013	No Corresponding Nom at Rcpt Location
014	No Corresponding Nom at Dlv Location	014	No Corresponding Nom at Dlv Location
BMP	Quantity Reduced Due To Bumping	BMP	Quantity Reduced Due To Bumping
CBL	Contract Balancing	CBL	Operator Balancing
CBL	Contract Balancing	DPB-A	Pool Bal @ Dlv Pool - Upstrm Oper Cut
CBL	Contract Balancing	DPB-B	Pool Bal @ Dlv Pool - Dnstrm Oper Cut
CBL	Contract Balancing	DPB-C	Pool Bal @ Dlv Pool - Mainline Cap Cut
CBL	Contract Balancing	DPB-D	Pool Bal @ Dlv Pool-Upstrm Rcpt Cap Cut
CBL	Contract Balancing	DPB-E	Pool Bal @ Dlv Pool-Dnstrm Dlv Cap Cut
CBL	Contract Balancing	DPB-H	Pool Bal @ Dlv Pool - Dnstrm HDLAt Cut
CBL	Contract Balancing	DPB-I	Pool Bal @ Dlv Pool - Initial Balance
CBL	Contract Balancing	DPB-P	Pool Bal @ Dlv Pool - Dnstrm PAL Cut
CBL	Contract Balancing	DPB-R	Pool Bal @ Dlv Pool - Reinstatement
CBL	Contract Balancing	DPB-S	Pool Bal @ Dlv Pool - Upstrm Segm Cut
CBL	Contract Balancing	DPBID	Pool Bal @Dlv Pool - Int Bal Undersupply
CBL	Contract Balancing	DPBIU	Pool Bal @Dlv Pool - Init Bal Oversupply
CBL	Contract Balancing	LPI	Pool Loop In
CBL	Contract Balancing	LPO	Pool Loop Out
CBL	Contract Balancing	RPB-A	Pool Bal @ Rcpt Pool - Upstrm Oper Cut
CBL	Contract Balancing	RPB-B	Pool Bal @ Rcpt Pool - Dnstrm Oper Cut
CBL	Contract Balancing	RPB-C	Pool Bal @ Rcpt Pool - Mainline Cap Cut
CBL	Contract Balancing	RPB-D	Pool Bal @ Rcpt Pool-Upstrm Rcpt Cap Cut
CBL	Contract Balancing	RPB-E	Pool Bal @ Rcpt Pool-Dnstrm Dlv Cap Cut
CBL	Contract Balancing	RPB-H	Pool Bal @ Rcpt Pool - Dnstrm HDLAt Cut
CBL	Contract Balancing	RPB-I	Pool Bal @ Rcpt Pool - Initial Balance
CBL	Contract Balancing	RPB-P	Pool Bal @ Rcpt Pool - Dnstrm PAL Cut
CBL	Contract Balancing	RPB-R	Pool Bal @ Rcpt Pool - Reinstatement
CBL	Contract Balancing	RPB-S	Pool Bal @ Rcpt Pool - Dnstrm Segm Cut
CBL	Contract Balancing	RPBID	Pool Bal@Rcpt Pool- Init Bal Undersupply
CBL	Contract Balancing	RPBIU	Pool Bal @Rcpt Pool- Init Bal Oversupply
CRN	Confirmation Response Not Received	CRN	Confirmation Response Not Received

Pooling/Title Transfer Tracking Tutorial

Reduction Reason Codes			
NAESB RR	NAESB RR Name	RR Prop	RR Prop Name
CRN	Confirmation Response Not Received	CRN-D	Conf Response Not Rec'd at Dlvy Location
CRN	Confirmation Response Not Received	CRN-R	Conf Response Not Rec'd at Rcpt Location
ECM	Exceeded Contract TMDQ	ECM	Exceeded Contract MDQ
EPS	Elapsed-Prorated Scheduled Quantity	EPS	Elapsed-Prorated-Scheduled Quantity
FMJ	Force Majeure	FMJ	Force Majeure
FMJ	Force Majeure	FMJ-I	Interruptible Capacity Constraint
FMJ	Force Majeure	FMJ-K	PBK Capacity Constraint
FMJ	Force Majeure	FMJ-N	Secondary IP Capacity Constraint
FMJ	Force Majeure	FMJ-P	Primary Capacity Constraint
FMJ	Force Majeure	FMJ-S	Secondary Capacity Constraint
FMJ	Force Majeure	FMJ-X	Capacity Allocation Rounding Cut
FMJ	Force Majeure	FMJ-Y	Sub Primary Capacity Constraint
INV	Nomination is Invalid	INV	Nomination is Invalid
PCC	Pipeline Capacity Constraint	PCC	Pipeline Capacity Constraint
PCC	Pipeline Capacity Constraint	PCC-I	Interruptible Capacity Constraint
PCC	Pipeline Capacity Constraint	PCC-J	PAL Capacity Constraint
PCC	Pipeline Capacity Constraint	PCC-K	PBK Capacity Constraint
PCC	Pipeline Capacity Constraint	PCC-N	Secondary IP Capacity Constraint
PCC	Pipeline Capacity Constraint	PCC-O	P&L Repayment Schedule Constraint
PCC	Pipeline Capacity Constraint	PCC-P	Primary Capacity Constraint
PCC	Pipeline Capacity Constraint	PCC-S	Secondary Capacity Constraint
PCC	Pipeline Capacity Constraint	PCC-X	Capacity Allocation Rounding Cut
PCC	Pipeline Capacity Constraint	PCC-Y	Sub Primary Capacity Constraint
PCD	Conf Prty Capacity Constraint - Dlvy Loc	PCD-D	DMK Capacity Constraint
PCD	Conf Prty Capacity Constraint - Dlvy Loc	PCD-I	Interruptible Capacity Constraint
PCD	Conf Prty Capacity Constraint - Dlvy Loc	PCD-K	PBK Capacity Constraint
PCD	Conf Prty Capacity Constraint - Dlvy Loc	PCD-N	Primary Capacity Constraint
PCD	Conf Prty Capacity Constraint - Dlvy Loc	PCD-P	Primary Capacity Constraint
PCD	Conf Prty Capacity Constraint - Dlvy Loc	PCD-S	Secondary Capacity Constraint
PCD	Conf Prty Capacity Constraint - Dlvy Loc	PCD-X	Capacity Allocation Rounding Cut
PCR	Conf Prty Capacity Constraint - Rcpt Loc	PCR-I	Interruptible Capacity Constraint

Pooling/Title Transfer Tracking Tutorial

Reduction Reason Codes			
NAESB RR	NAESB RR Name	RR Prop	RR Prop Name
PCR	Conf Prty Capacity Constraint - Rcpt Loc	PCR-K	PBK Capacity Constraint
PCR	Conf Prty Capacity Constraint - Rcpt Loc	PCR-P	Primary Capacity Constraint
PCR	Conf Prty Capacity Constraint - Rcpt Loc	PCR-S	Secondary Capacity Constraint
PLC	Pipeline Curtailment	PLC	Pipeline Curtailment
PLC	Pipeline Curtailment	PLC-D	DMK Capacity Constraint
PLC	Pipeline Curtailment	PLC-I	Interruptible Capacity Constraint
PLC	Pipeline Curtailment	PLC-K	PBK Capacity Constraint
PLC	Pipeline Curtailment	PLC-N	Secondary IP Capacity Constraint
PLC	Pipeline Curtailment	PLC-P	Primary Capacity Constraint
PLC	Pipeline Curtailment	PLC-Q	Secondary OP Capacity Constraint
PLC	Pipeline Curtailment	PLC-S	Secondary Capacity Constraint
PLC	Pipeline Curtailment	PLC-X	Capacity Allocation Rounding Cut
PLC	Pipeline Curtailment	PLC-Y	Sub Primary Capacity Constraint
PLM	Pipeline Maintenance	PLM	Pipeline Maintenance
PLM	Pipeline Maintenance	PLM-I	Interruptible Capacity Constraint
PLM	Pipeline Maintenance	PLM-K	PBK Capacity Constraint
PLM	Pipeline Maintenance	PLM-N	Secondary IP Capacity Constraint
PLM	Pipeline Maintenance	PLM-P	Primary Capacity Constraint
PLM	Pipeline Maintenance	PLM-S	Secondary Capacity Constraint
PLM	Pipeline Maintenance	PLM-X	Capacity Allocation Rounding Cut
PLM	Pipeline Maintenance	PLM-Y	Sub Primary Capacity Constraint
PRD	Conf Party Reduction at Dlvy Location	PRD	Conf Party Reduction at Dlvy Location
PRR	Conf Party Reduction at Rcpt Location	PRR	Conf Party Reduction at Rcpt Location
QER	Exceeded Associated Contract Quantity	QER	Exceeded Associated Contract Quantity
REI	Capacity Reinstatement	REI	Capacity Reinstatement
REI	Capacity Reinstatement	REI-P	Prior Day Schd Revision